
WICED - BLE WiFi Introducer

Contents

Worldwide Sales and Design Support	8
Products8	
WICED Solutions.....	8

Cypress Developer Community.....	8
Technical Support	8

The BLE WiFi Introducer app shows an example interfacing the BLE and WiFi components on a combo chip. It demonstrates GATT database initialization, DCT configuration, processing read/write requests from a BLE client, and sending data to the client. The BLE WiFi Introducer has two components, an app running on a WICED devices, and an app running on an iOS device.

WICED App Functionality:

- Reads WiFi network configuration from DCT and attempts to connect to the network
- Upon failure to join the network, BLE GATT server is started to advertise network connection characteristic values
- When the iOS app triggers the BLE GATT characteristic write event, the network credential values are received. The WICED device will attempt to connect to the network and send the result via a notification message to the iOS device
- Pressing the user button on the WICED board wipes the WiFi network credentials from the DCT and the system is rebooted

iOS App Functionality:

- Scans for a WICED based device and reads advertising data
- Connects to the WICED device and allows user to enter network credentials for the currently connected network
- Writes the network credentials to the corresponding BLE GATT characteristic values
- Indicates the success or failure state of the WICED device network connection and allows for re-entering credentials upon connection failure

Step by step usage guide:

1. Use an OS X system to install the iOS Demo App (WiFiIntroducer) onto an iOS device. The files are located at <WICED_SDK>/apps/demo/ble_wifi_introducer/peerapps/iOS
2. Compile and download the ble_wifi_introducer app onto a WICED device using the target "demo.ble_wifi_introducer-<platform> download run"
3. Open a terminal to view the output. Since WiFi network credentials were not edited in the wifi_config_dct, the connection will fail and the BLE GATT server will start advertising. You should see output similar to the following,

```
Starting WICED v3.7.0
Platform BCM94343W_AVN initialised
Started ThreadX v5.6
Initialising NetX Duo v5.7_sp2
Creating Packet pools
WWD SDIO interface initialised
WLAN MAC Address : B0:38:29:3A:42:BE
WLAN Firmware : w10: May 5 2016 03:06:34 version 7.45.45.13 (r635786) FWID 01-3c7fac4b
WiFi Introducer Sensor Start
Joining : YOUR_AP_SSID
Failed to join : YOUR_AP_SSID
Joining : YOUR_AP_SSID
Failed to join : YOUR_AP_SSID
Joining : YOUR_AP_SSID
Failed to join : YOUR_AP_SSID
00:00:23.052248 GKI_create_task func=0x801bbad id=1 name=BTU stack=0x0 stackSize=6144
00:00:23.060248 GKI_create_task func=0x801d0c5 id=0 name=HCISU stack=0x0 stackSize=4096

wifi_introducer_bt_management_callback: 15
[WiFi Introducer] Local Identity Keys Request Event

wifi_introducer_bt_management_callback: 0
apollo_config_management_callback:wiced_bt_dev_write_local_addr result = 0x0
> wifi_introducer_gatt_server_init


wiced_bt_gatt_register: 0
wiced_bt_gatt_db_init 0
wiced_bt_ble_set_advertisement_data 0

wifi_introducer_bt_management_callback: 17
Advertisement State Change: 3
wiced_bt_start_advertisements 0

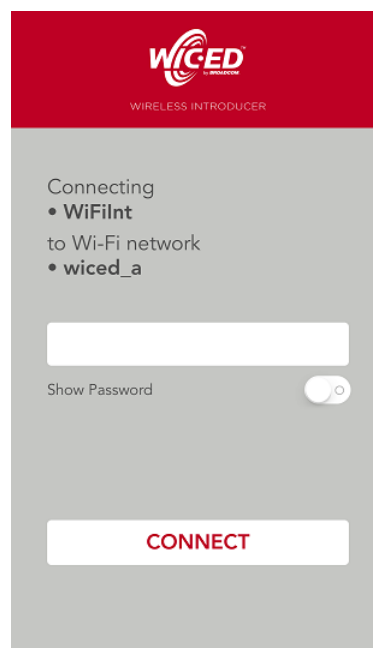
wifi_introducer_bt_management_callback: 14
[WiFi Introducer] Local Identity Keys Update type:1

wifi_introducer_bt_management_callback: 14
[WiFi Introducer] Local Identity Keys Update type:3
```

4. On the iOS device, connect to the WiFi AP that you want the WICED device to connect to. Open the WiFiIntroducer application and you should be greeted with the following splash screen,

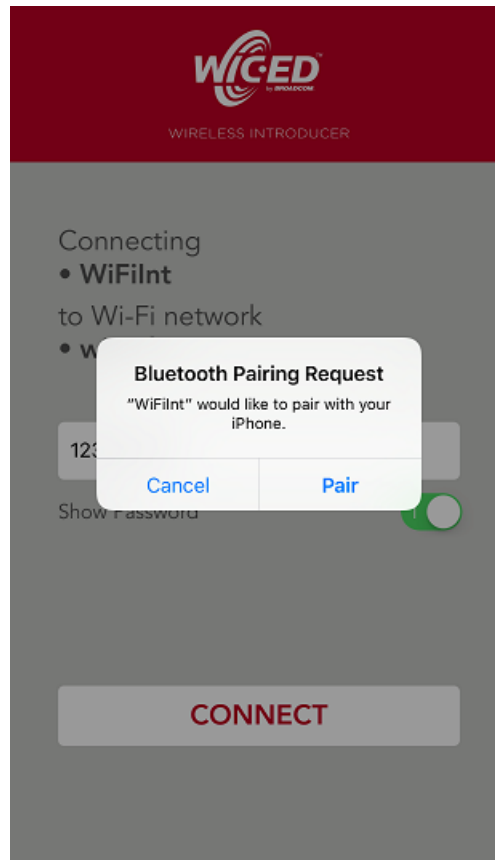


5. The app will scan until a nearby WICED device is detected. Bring the WICED device close to the iOS device and the following screen will be brought up



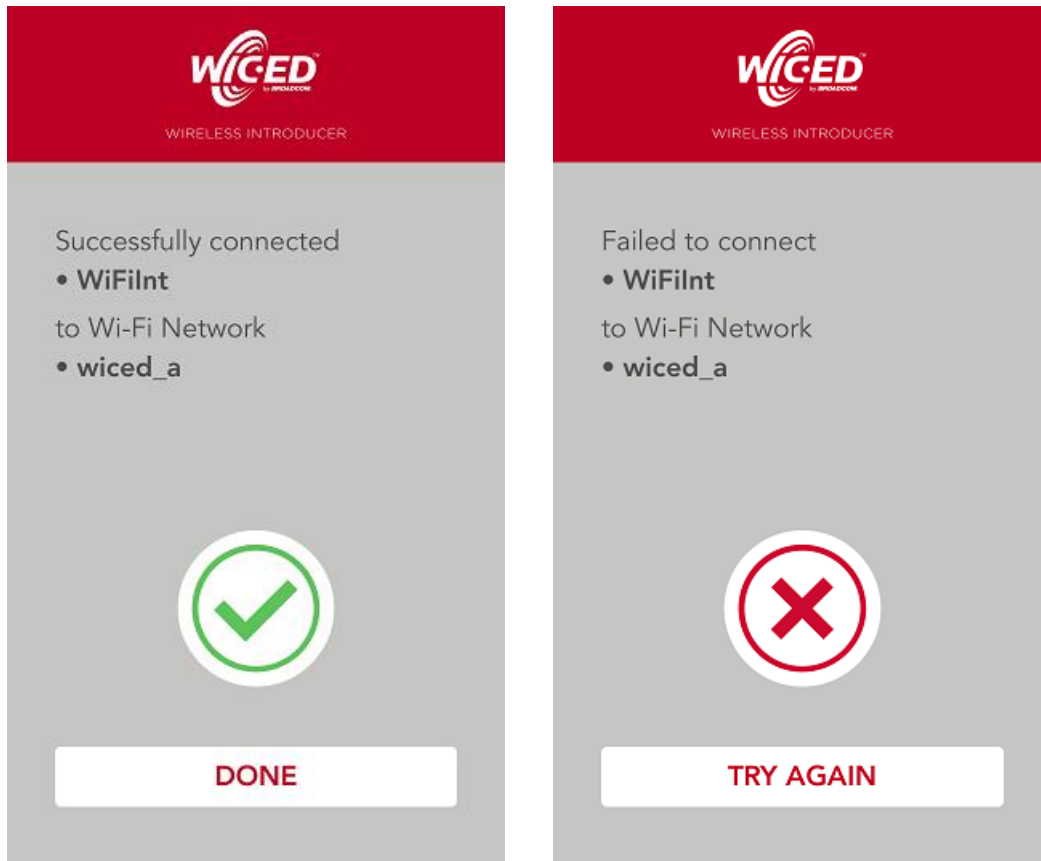
Note: If the iOS app does not detect the WICED device, kill and reopen the iOS application

6. Enter the WiFi AP passphrase and press connect. You will be prompted to pair the device. Select "Pair" and a secure LE connection will be made between the iOS device and the WICED device using the ECDH algorithm to generate and exchange the secure keys.



Note: If the device has been previously paired, it may be necessary to remove the pairing before the app will run correctly. Do this by going to Settings > Bluetooth. Under My Devices, click the "i" icon next to WiFilnt and select "Forget This Device"

7. The WiFi network credentials will be sent to the WICED device and the connection result will be pushed back to the iOS device. If the connection fails, press "Try Again" to re-input the passphrase. Upon successful connection, the network credentials will be saved to the DCT.



```
wifi_introducer_gatt_server_write_request_handler:wifi_introducer_char_nw_passphrase_value value: 123456789
Infra 94:10:3E:D2:CC:64 -36 72.2 11 WPA2 AES PSK wiced_a
wifi_introducer_char_nw_ssid_value = wiced_a
Joining : wiced_a
Failed to join : wiced_a
Joining : wiced_a
Failed to join : wiced_a
Joining : wiced_a
Failed to join : wiced_a
Join result 1025: Some part of the join process did not complete
Join Failed!!!
```

```
wifi_introducer_gatt_server_write_request_handler:wifi_introducer_char_nw_passphrase_value value: 12345678
Infra 94:10:3E:D2:CC:64 -37 72.2 11 WPA2 AES PSK wiced_a
wifi_introducer_char_nw_ssid_value = wiced_a
Joining : wiced_a
Successfully joined : wiced_a
Obtaining IPv4 address via DHCP
DHCP CLIENT hostname WICED IP
IPv4 network ready IP: 192.168.2.4
Setting IPv6 link-local address
IPv6 network ready IP: FE80:0000:0000:0000:000A:F7FF:FE8B:BB5F
Join Succeeded!!!
```

8. When rebooting the WICED device, since the DCT has configured Network credentials, the BLE GATT server will not be started. You can press the user button on the WICED board to reset the DCT. The device will reboot and the BLE GATT server will start advertising.

Worldwide Sales and Design Support

Cypress maintains a worldwide network of offices, solution centers, manufacturer's representatives, and distributors. To find the office closest to you, visit us at [Cypress Locations](#).

Products

ARM® Cortex® Microcontrollers	cypress.com/arm
Automotive	cypress.com/automotive
Clocks & Buffers	cypress.com/clocks
Interface	cypress.com/interface
Internet of Things	cypress.com/iot
Lighting & Power Control	cypress.com/powerpsoc
Memory	cypress.com/memory
PSoC	cypress.com/psoc
Touch Sensing	cypress.com/touch
USB Controllers	cypress.com/usb
Wireless/RF	cypress.com/wireless

WICED Solutions

Cypress Developer Community

[Forums](#) | [Projects](#) | [Videos](#) | [Blogs](#) | [Training](#) | [Components](#)

Technical Support

cypress.com/support

WICED is a trademark of Cypress Semiconductor Corporation. All other trademarks or registered trademarks referenced herein are the property of their respective owners.



Cypress Semiconductor	Phone	: 408-943-2600
198 Champion Court	Fax	: 408-943-4730
San Jose, CA 95134-1709	Website	: www.cypress.com

© Cypress Semiconductor Corporation, 2016. This document is the property of Cypress Semiconductor Corporation and its subsidiaries, including Spansion LLC ("Cypress"). This document, including any software or firmware included or referenced in this document ("Software"), is owned by Cypress under the intellectual property laws and treaties of the United States and other countries worldwide. Cypress reserves all rights under such laws and treaties and does not, except as specifically stated in this paragraph, grant any license under its patents, copyrights, trademarks, or other intellectual property rights. If the Software is not accompanied by a license agreement and you do not otherwise have a written agreement with Cypress governing the use of the Software, then Cypress hereby grants you a personal, non-exclusive, nontransferable license (without the right to sublicense) (1) under its copyright rights in the Software (a) for Software provided in source code form, to modify and reproduce the Software solely for use with Cypress hardware products, only internally within your organization, and (b) to distribute the Software in binary code form externally to end users (either directly or indirectly through resellers and distributors), solely for use on Cypress hardware product units, and (2) under those claims of Cypress's patents that are infringed by the Software (as provided by Cypress, unmodified) to make, use, distribute, and import the Software solely for use with Cypress hardware products. Any other use, reproduction, modification, translation, or compilation of the Software is prohibited.

TO THE EXTENT PERMITTED BY APPLICABLE LAW, CYPRESS MAKES NO WARRANTY OF ANY KIND, EXPRESS OR IMPLIED, WITH REGARD TO THIS DOCUMENT OR ANY SOFTWARE OR ACCOMPANYING HARDWARE, INCLUDING, BUT NOT LIMITED TO, THE IMPLIED WARRANTIES OF MERCHANTABILITY AND FITNESS FOR A PARTICULAR PURPOSE. To the extent permitted by applicable law, Cypress reserves the right to make changes to this document without further notice. Cypress does not assume any liability arising out of the application or use of any product or circuit described in this document. Any information provided in this document, including any sample design information or programming code, is provided only for reference purposes. It is the responsibility of the user of this document to properly design, program, and test the functionality and safety of any application made of this information and any resulting product. Cypress products are not designed, intended, or authorized for use as critical components in systems designed or intended for the operation of weapons, weapons systems, nuclear installations, life-support devices or systems, other medical devices or systems (including resuscitation equipment and surgical implants), pollution control or hazardous substances management, or other uses where the failure of the device or system could cause personal injury, death, or property damage ("Unintended Uses"). A critical component is any component of a device or system whose failure to perform can be reasonably expected to cause the failure of the device or system, or to affect its safety or effectiveness. Cypress is not liable, in whole or in part, and you shall and hereby do release Cypress from any claim, damage, or other liability arising from or related to all Unintended Uses of Cypress products. You shall indemnify and hold Cypress harmless from and against all claims, costs, damages, and other liabilities, including claims for personal injury or death, arising from or related to any Unintended Uses of Cypress products.

Cypress, the Cypress logo, Spansion, the Spansion logo, and combinations thereof, WICED, PSoC, CapSense, EZ-USB, F-RAM, and Traveo are trademarks or registered trademarks of Cypress in the United States and other countries. For a more complete list of Cypress trademarks, visit cypress.com. Other names and brands may be claimed as property of their respective owners.